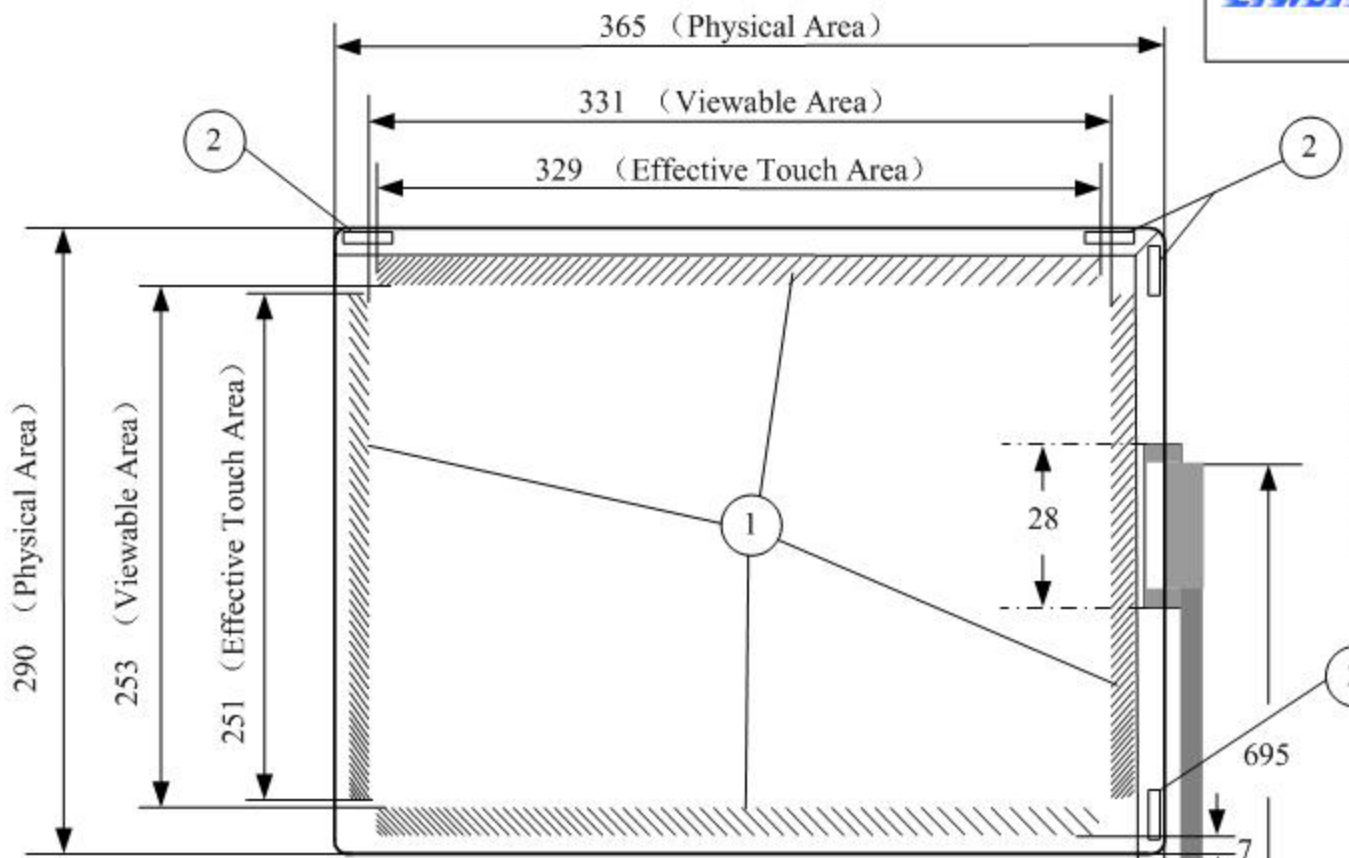


**ETWOTOUCH**

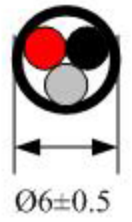
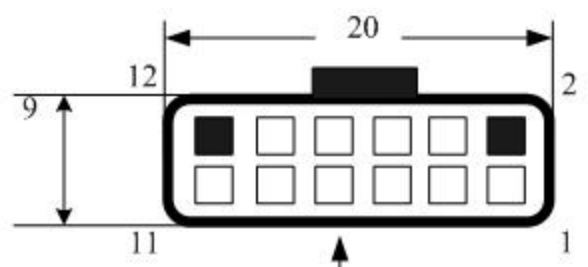
Surface Acoustic Wave  
Touch Screen

Type: ETT4F17



BEVEL  
EDGE  
DESIGN

- Notes
- 1 Size calculated by mm
  - 2 ① refers to reflected line
  - 3 ② refers to transducers
  - 4 Transducers are 2mm upper the touchscreen surface
  - 5 Tolerance of size is  $\pm 1$ mm
  - 6 The material of the touchscreen is secure glass



CONNECTION CHART			
PIN	SIGNAL	INSULATION COLOR	JACKET COLOR
1	GROUND	OVERALL SHIELD	
2	KEY	OVERALL SHIELD	
3	Y RECEIVE+		BLK
4	Y TRANSMIT+	BLU	GRY
5	Y RECEIVE-	BLU	BLK
6	Y TRANSMIT-	BLK	GRY
7	GROUND	YEL	
8	X TRANSMIT-	INNER SHIELD	RED
9	X RECEIVE-	RED	BLK
10	X TRANSMIT+	RED	RED
11	X RECEIVE+	GRN	BLK
12	KEY	WHT	